

Sprint WebCapTel®
On the Go!



Click.
Listen.
Read.
Talk.

Mobile. It's that simple!

www.sprintcaptel.com

Sprint WebCapTel® On the Go!
allows you to LISTEN to your caller
with one telephone device (wireless or
standard telephone) while you READ
the captions of everything that is being
said on a second wireless device.

Sprint WebCapTel® is
now On the Go!

Equipment requirement to use for
the Sprint WebCapTel On the Go!:

- 1) *To read the captions -*
a wireless device with:
 - Windows Mobile® Version 6 (or higher)
 - Safari®

Enter the URL address in the internet provider:
www.sprintcaptel.com

- 2) *To speak and hear your caller*
on a second phone:
 - cellular phone
 - landline phone

If you need a compatible device, visit
www.sprintrelaystore.com to purchase
one today.

For more information:
www.sprintrelay.com/webcaptel.htm



Make a call with Sprint WebCapTel[®] On the Go!


Sprint
www.sprintcaptel.com

Two devices required:

- a Windows Mobile[®] 6 (or higher) or Safari[®] wireless device for reading captions.
- a cellular or landline phone to speak to and hear your caller.



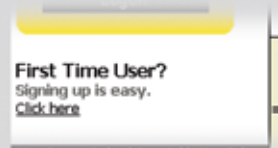
How to make a call with WebCapTel On the Go!:



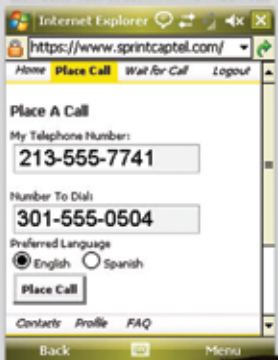
- 1** On your wireless device, type: www.sprintcaptel.com

- 2** Log in with your **username** and **password**.

Then click on the **Lagon** button.



- 3** **NOTE:** New users must register first. (scroll down the screen and click on the **CLICK HERE** link.)



- 4** Type in the phone number of the phone you are not reading captions on.

Type in the number of the person you are calling.

Click the **PLACE CALL** button.

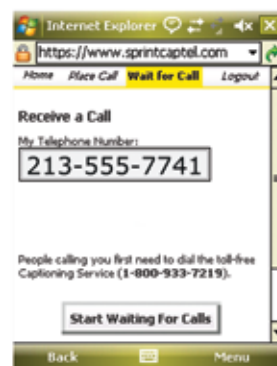
- 5** When your phone rings, answer it and wait for your caller to answer.

- 6** Talk and listen to the person directly.

The captions will appear on your wireless device.

- 7** When the call is complete, either hang up or click on **END CALL**.

How to receive an incoming call:



- 1** Click on the **Wait for Call** link.

- 2** Type in your cell phone or landline phone number (not the phone you are using to view captions).

- 3** Click on the **Start Waiting For Calls** button.

- 4** Inform your callers to dial **800-933-7219** and input your phone number.

NOTE: Personal WebCapTel business cards are available at www.sprintrelay.com/webcaptel.htm

- 5** When your phone rings, answer the call. Captions will appear on your wireless device.

- 6** Enjoy your call with captions **On the Go!**

Note: If your wireless device is in another call or you are not logged in, incoming phone calls will not go through and callers will hear a message saying you are unavailable.

Sprint Relay Customer Service Contact Information:

Phone: 1-888-269-7477 (Voice)

1-800-482-2424 (TTY)

Email: captel@captelmail.com

Website: www.captionedtelephone.com

www.sprintrelay.com/webcaptel.htm

